

LETTER TO THE EDITOR

STUDY OF RARE RADIATIVE  $\phi$  DECAYS AT JEFFERSON LAB

EMIL FRLEŽ  
RadPhi Collaboration

*Department of Physics, University of Virginia, Charlottesville, Virginia 22901 U.S.A.  
E-mail: frlez@virginia.edu, Tel: +1-804-924-6786, FAX: +1-804-924-4576,*

Received 15 January 1999; Accepted 12 July 1999

The RadPhi Collaboration has proposed the use of the intense tagged photon beam in Hall B at TJNAF to produce  $\phi$  mesons and measure the branching ratios of  $\phi$ 's decaying into the  $a_0(980)\gamma$  and  $f_0(980)\gamma$  all-neutral final states. The comparison of branching ratios for these two decay modes should provide crucial information on the quark substructure of  $a_0(980)$  and  $f_0(980)$  scalar mesons. Three engineering runs conducted so far measured the photon beam profile, instantaneous rates, pileups and dead times in the detector components, as well as energy and timing resolutions of RadPhi detectors. The measurements demonstrated that the proposed experiment is capable of detecting rare radiative  $\phi$  decays with branching ratios greater than  $10^{-5}$ .

PACS numbers: 12.39,13.25.Jx,13.40.Hq,25.20.Lj

UDC539.126

Keywords: quark models, light quark spectroscopy, radiative decays of  $\phi$  meson, photo-production reactions

The RadPhi – a study of rare radiative decays of the  $\phi$  meson – is an experiment in Hall B at Thomas Jefferson National Accelerator Facility (TJNAF), originally approved in 1995 [1].

The experiment was proposed to measure for the first time the branching ratios ( $BR$ ) of two rare radiative decays of the  $\phi$  meson,  $\phi \rightarrow a_0(980)\gamma$  and  $\phi \rightarrow f_0(980)\gamma$ . The current edition of the biennial *Review of Particle Physics* [2] lists the upper  $BR$  limits of these decays as  $5 \times 10^{-3}$  and  $1 \times 10^{-4}$ , respectively. Recently though, the PHI-97 collaboration has reported the observation of  $\phi \rightarrow \pi^0\pi^0\gamma$  and  $\phi \rightarrow \eta\pi^0\gamma$  signals with the SND detector at the VEPP-2M electron-positron collider in Novosibirsk [3]. The reported branching ratios were  $BR(\phi \rightarrow a_0\gamma) = (0.83 \pm 0.23) \cdot 10^{-4}$  and  $BR(\phi \rightarrow f_0\gamma) = (3.42 \pm 0.30 \pm 0.36) \cdot 10^{-4}$ , respectively.

The physical interest in these measurements stems from their implications for light quark spectroscopy: they offer an unique insight into the quark substructure of the  $a_0$  and  $f_0$  scalar mesons [4]. Several quark structure models of these mesons discussed in the literature are summarized in Table 1. Alternative models predict

different electric dipole moments (EDP) of final states in turn determining the value of the ratio

$$\frac{BR(\phi \rightarrow a_0\gamma)}{BR(\phi \rightarrow f_0\gamma)}. \quad (1)$$

We note that the decay probabilities published by the PHI-97 collaboration suggest that both scalar mesons contain significant 4-quark components without excluding contributions from other quark configurations.

TABLE 1. Quark model predictions for radiative  $\phi$  decay couplings (Ref. [4]).

Scalar meson constitution	$\frac{BR(\phi \rightarrow a_0\gamma)}{BR(\phi \rightarrow f_0\gamma)}$	Absolute $\phi$ branching ratios
naive $K\bar{K}$ molecule	1	$f_0 \simeq a_0 \simeq 4 \times 10^{-5}$
$q^2\bar{q}^2$ : $K\bar{K}$ -like “bag”	1	$< 10^{-6}$
$q^2\bar{q}^2$ : $D\bar{D}$ -like “bag”	9	$< 10^{-6}$
$q^2\bar{q}^2$ : $(q\bar{q})(s\bar{s})$ -like “bag”	–	$< 10^{-6}$
$(q\bar{q})^3P_0$ : $f_0=1/\sqrt{2}(u\bar{u} + d\bar{d})$	–	$\leq 10^{-6}$
$(q\bar{q})^3P_0$ : $f_0=s\bar{s}$	$\simeq 0$	$\simeq 1 \times 10^{-5}$
$f_0$ glueball, $a_0$ quarkonium	–	$\leq 10^{-6}$

In the TJNAF experiment, the  $\phi$  mesons are produced by the bremsstrahlung photon beam of 1.6 GeV or higher in Hall B, using the reaction

$$\gamma p \rightarrow \phi p. \quad (2)$$

The minimum required primary electron beam energy is 4 GeV, but 6 GeV is preferred. The experiment requires an on-target photon flux of  $5 \times 10^7$ /s. Due to the photoproduction kinematics,  $\phi$ 's are strongly boosted in the forward direction so that a radiated photon in the subsequent  $\phi \rightarrow X\gamma$  channel is an order of magnitude more energetic than when  $\phi$ 's are produced in a symmetric  $e^+e^-$  collision. The forward boost also increases the acceptances of all-neutral  $\phi$  decay channels to about 50% and 35% for  $3\gamma$  and  $5\gamma$  states, respectively.

The experimental apparatus is placed in the Hall B alcove, 39 meters downstream from the bremsstrahlung radiator. The sensitive detectors are shielded from the background originating upstream by a compact 1 m  $\times$  1 m lead brick wall. The charged particle background is further suppressed by the upstream particle veto (UPV) and the charged-particle veto array (CPV). The UPV and CPV hodoscopes consist of differently sized scintillator paddles to equalize instantaneous background rates. The essential part of the level-1 trigger is the recoil proton detector (RPD), a polar array of  $\Delta E$ - $E$  plastic counters covering the forward angular range of 40°-60°. This detector is placed downstream of a 1.0 cm diam.  $\times$  2.5 cm cylindrical solid beryllium target.

The heart of the RadPhi detector is a 624-element lead glass calorimeter (Fig. 1). The design, construction and the performance of two smaller but similar prototype

calorimeters are described in Ref. 5. The calorimeter energy resolution, as measured in commissioning runs, is 14 MeV at the nominal  $\pi^0$  mass, Fig. 2. More detailed

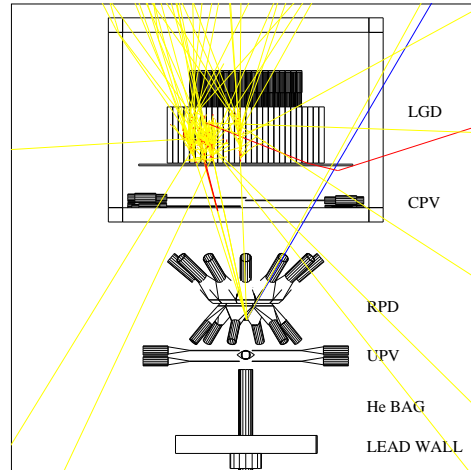


Fig. 1. The cross section of the GEANT visualization of the RadPhi Detector. The lead brick shielding wall with the collimator and the background-reducing helium bag reaches the upstream charged particle veto. The scintillators of the recoil proton hodoscope surround the beryllium target. The segmented lead glass calorimeter, downstream charged particle veto and the monitoring system are enclosed in a light-tight box. The simulated  $\phi \rightarrow \eta\gamma$  radiative decay trajectories are superimposed on the drawing.

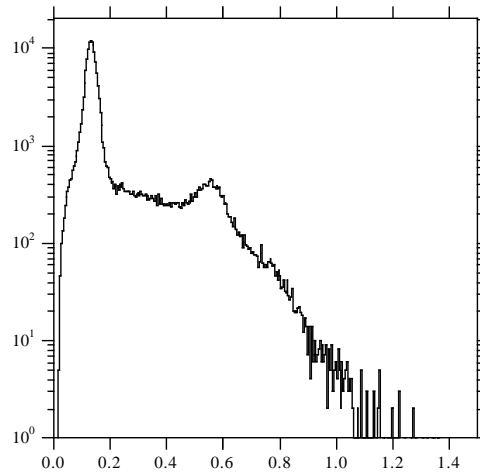


Fig. 2. Effective mass spectrum for two-cluster neutral events reveals  $\pi^0$  and  $\eta$  peaks. Calibration of the modular lead-glass calorimeter requires that the  $\pi^0$  peak be centered at the nominal  $\pi^0$  mass. The resulting width of the  $\pi^0$  peak is 14 MeV.

description of the detector components and the analysis of the test run data are given at the experiment URL site [6]. The level-1 trigger is defined by the coincidence of recoil proton signal and the tagger hit in the upper 20% energy range, in addition to the absence of charge particle veto signal:

$$\text{LEVEL-1 TRIGGER} = \text{RPD} \times \overline{\text{CPV}} \times \text{TAGGER}, \quad (3)$$

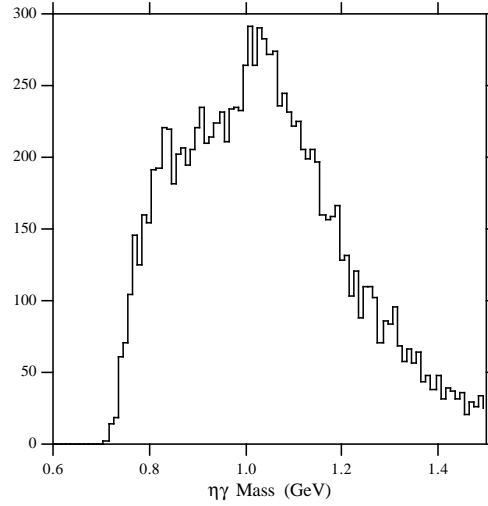


Fig. 3. The  $\eta\gamma$  effective mass distribution: there is clear evidence for the  $\phi \rightarrow \eta\gamma$  decay. The relative yield normalized to the observed number of the  $\omega \rightarrow \pi^0\gamma$  decays is consistent with the known branching ratios and production cross sections.

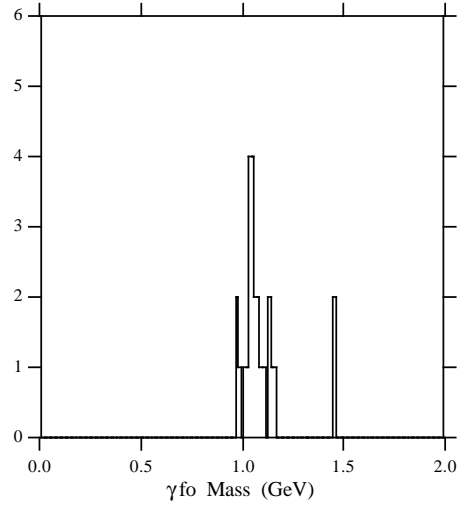


Fig. 4. The  $\pi^0\pi^0\gamma$  effective mass spectrum constrained by the requirement that the dipion mass be consistent with the  $f_0(980)$  meson ( $0.88 \text{ GeV} \leq m_{\pi^0\pi^0} \leq 1.08 \text{ GeV}$ ).

while the level-2 trigger takes into account the total energy deposited in the LGD using the FASTBUS “Mass and Multiplicity” module [7].

Three engineering runs have been completed so far, with debugging and subsequent improving of the detector performance and with collection of more than 14M physics triggers. The physics results of the data analysis can be summarized as follows:

- bremsstrahlung beam profile extracted from the target scintillator scans matches the theoretical shape given by the zero-emittance electron beam,
- $\pi^0$  and  $\eta$  signals are clearly seen in the two-photon data sample,
- LGD calorimeter detector modules are calibrated to place the  $\pi^0$  peak at its nominal mass,
- post-calibration  $\eta$  mass as well as  $\pi^0$  and  $\eta$  mass resolutions agree well with the Monte Carlo simulation of the calorimeter response,
- $\omega \rightarrow \pi^0\gamma$  and  $\phi \rightarrow \eta\gamma$  decays (Fig. 3) are seen in three-photon events and extracted relative yields are reasonable,
- $K_s^0 \rightarrow \pi^0\pi^0$  is observed in the four-cluster sample with the nominal  $K^0$  mass,
- $\phi \rightarrow \pi^0\pi^0\gamma$  and  $\phi \rightarrow f_0(980)\gamma$  (Fig. 4) are possibly seen in five-cluster events,
- six-cluster neutral events clearly show  $\eta \rightarrow \pi^0\pi^0\pi^0$  decays where photons with energies down to 150 MeV can be reconstructed,
- $\omega \rightarrow \eta\gamma$  decay has not yet been observed.

TABLE 2. Yields of all-neutral  $\phi$  radiative decay modes in a 30 day RadPhi experiment: Monte Carlo prediction of Ref. 10. Assuming a 2.5 cm long  $^9\text{Be}$  target, a  $5 \times 10^{-35} \text{ m}^2$   $\phi$  photoproduction cross section at 4 GeV and  $5 \times 10^7$  tagged bremsstrahlung photons per second, yields  $2.5 \times 10^6$   $\phi$ 's per day ( $n$  = photon multiplicity,  $\epsilon$  = acceptance).

Radiative decay	$10^6 \times BR$ (all decays)	$10^6 \times BR$ (neutral decays)	$n$	$\epsilon$ (%)	Yield (events)
$\pi^0\gamma$	1300	1300	3	35	45000
$\eta\gamma$	13000	5000	3	35	175000
$\eta'\gamma$	100	2	3	30	70
$a_0\gamma$	100	40	5	7	300
$f_0\gamma$	100	30	5	10	300

For the next physics run, we plan to upgrade the level-1 trigger to discriminate against the energy deposited in the four-cell lead-glass cluster [8]. The overall detector acceptance will also be increased by replacing the RPD hodoscope with the barrel-veto gamma (BVG) calorimeter [9]. The BVG detector is a medium-resolution spaghetti calorimeter equipped with a segmented scintillator hodoscope.

In the proposed configuration, it will enclose the target region, track charged particles, detect low-energy photons at large and backward polar angles and serve as a trigger for recoiled protons. The 30-day data taking run is planned early in the year 2000 with the full tagged-photon flux and the electron beam energy of 4 GeV or greater. Expected yields of all-neutral  $\phi$  radiative decay processes are shown in Table 2.

#### Acknowledgements

The RadPhi experiment is supported by the U.S. National Science Foundation and U.S. Department of Energy.

#### References

- 1) CEBAF Experiment Proposal E-94-016: *Rare Radiative Decays of the  $\phi$  Meson*, A. Dzierba (original spokesman), P. Rubin (current spokesman). Collaboration includes physicists from Catholic University of America, Jefferson Lab, University of Connecticut, Indiana University, University of Notre Dame, Institute for High Energy Physics in Serpukhov, Rensselaer Polytechnic Institute, University of Richmond, University of Virginia, and College of William and Mary;
- 2) C. Caso et al., *Eur. Phys. J. C* **3** (1998) 378; see also <http://pdg.lbl.gov/1998/mxxx.html>;
- 3) V. M. Aulchenko et al., hep-ex/9807016; M. N. Achasov et al., hep-ex/9809010; M. N. Achasov et al., hep-ex/980913;
- 4) F. Close, N. Isgur and S. Kumano, *Nucl. Phys. B* **389** (1993) 513;
- 5) B. B. Brabson et al., *Nucl. Instr. and Meth. A* **332** (1993) 419;
- 6) *The RadPhi Decay Experiment Home Page*, accessible at URL <http://www.jlab.org/~radphi/>, (1997);
- 7) S. Teige, *MAM Programmers Guide*, accessible at <http://www.jlab.org/~radphi/OEO/Electronics.html>, (1998);
- 8) K. Burchesky and E. Smith, *RadPhi Technical Note 1998-257* (1998);
- 9) J. Ritter, Ph. D. Thesis, University of Illinois, Urbana-Champaign (1995);
- 10) RadPhi Collaboration, *Measurement of Rare Radiative Decays of the  $\phi$  Meson*, CEBAF Letter of Intent (1994).

#### PROUČAVANJE RIJETKIH RADIJATIVNIH RASPADA $\phi$ U JEFFERSONOVOM LAB

Suradnja RadPhi predlaže upotrebu snažnog snopa označenih fotona u dvorani B u TJNAF za proizvodnju  $\phi$ -mezona i mjerenje njihovih omjera grananja za raspade u konačna posve neutralna stanja. Usporedba omjera grananja ta dva načina raspada treba dati ključne podatke u strukturi  $a_0(980)$  i  $f_0(980)$  skalarnih mesona. Izvedena tri ispitna mjerenja pokazuju da se predloženim eksperimentom mogu opažati rijetki radijativni raspadi  $\phi$ -mezona s omjerom grananja većim od  $10^{-5}$ .